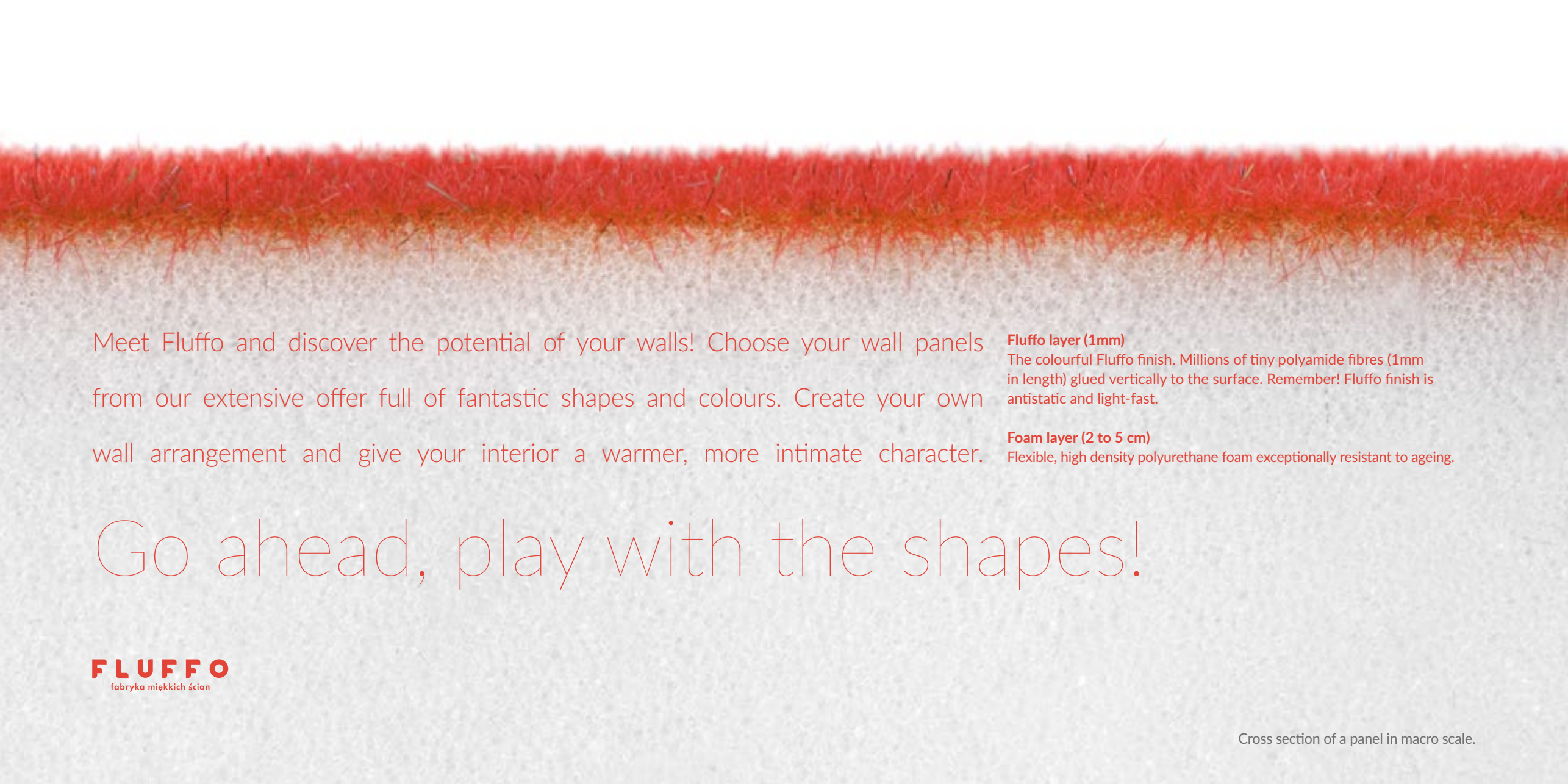


Go ahead, snuggle!

**FLUFFO**  
fabryka miękkich ścian





Meet Fluffo and discover the potential of your walls! Choose your wall panels from our extensive offer full of fantastic shapes and colours. Create your own wall arrangement and give your interior a warmer, more intimate character.

**Fluffo layer (1mm)**

The colourful Fluffo finish. Millions of tiny polyamide fibres (1mm in length) glued vertically to the surface. Remember! Fluffo finish is antistatic and light-fast.

**Foam layer (2 to 5 cm)**

Flexible, high density polyurethane foam exceptionally resistant to ageing.

Go ahead, play with the shapes!

**FLUFFO**  
fabryka miękkich ścian

Cross section of a panel in macro scale.

**Fluffo wall panels - shapes that are soft and sensuous to the touch.**

Our carefully designed 3D panels come in many complex shapes and are covered with the Fluffo finish resembling velvet. They are soft and flexible, you can sink your hand into them. When assembled together they create fancy wall patterns, where the crevices between the panels are an integral part of the design.

**Welcome to the Fluffo world. Come in and transform your walls!**



So soft you want to snuggle!


**FLUFFO**  
fabryka miękkich ścian

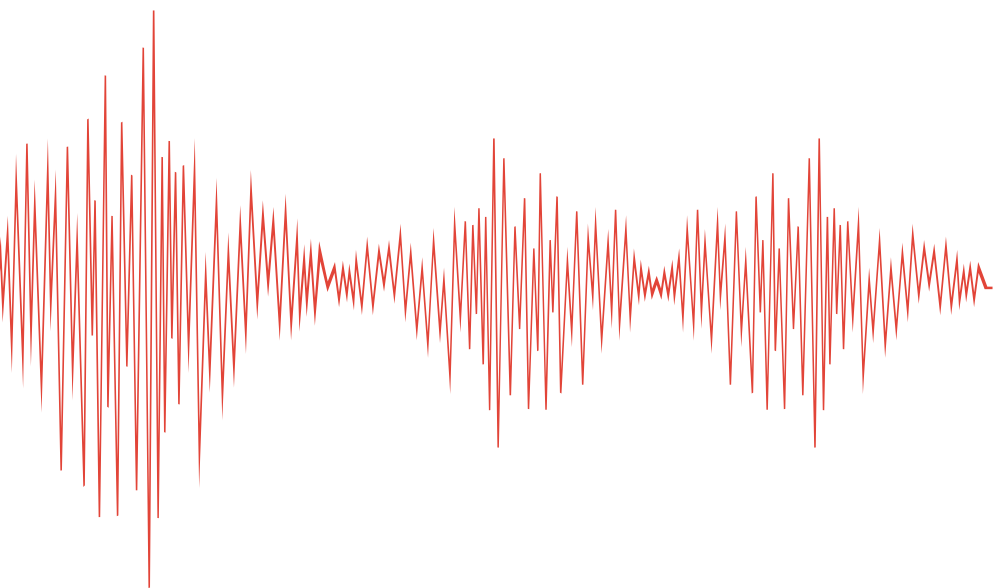
# Fluffo panels soundproofing properties

The soundproofing properties of our panels were tested in 2014 in the Acoustic Laboratory of the Construction Technology Institute in Warsaw. The test results showed that **Fluffo panels are excellent at absorbing sounds.**

The secret of the perfect soundproofing properties of Fluffo products lies in the open cell structure of the high density polyurethane foam they are made of. Its properties are additionally enhanced by the exterior layer of the thick microfibers covering all Fluffo products.

In the study conducted in accordance with the PN-EN ISO 11654:1999 standard, Fluffo panels reached the average noise suppression coefficient of 0,85 over the entire frequency band. The soundproofing curve, in relation to the sound frequency of 300 to 3000 Hz ratio (level of human speech), does not drop below 0,8.





# Go ahead, speak louder!

**Class B of sound absorbency means that the material has excellent soundproofing properties in a broad range of frequencies.**

This means that **Fluffo** panels will work very well **in conference rooms, bedrooms, listening rooms** - everywhere that we require a soundproof, cosy space.

Until now similar solutions were most often available in grey or .... dark grey. Now you don't have to limit yourself. Take advantage of our rich colour palette! Play with shape and colour.





Simple shape, but extremely glamorous design. The convex middle part of the panel adds some body and density. It works great in an arrangement which does not require side trimming. We recommend it in a bicolour set with one dominant colour and accents created by the other on a few selected panels.



chain



# bounce

Bold curves and concavities, ovals and sharp edges. Pronounced differences of thickness within one panel, when arranged have a very strong 3D effect. Its many arches and curves, will play a leading role in a simple geometric interior.



# flow 2.0


Classic, discreet, elegant design. Thanks to its convex middle part, it gives the impression of being very solid. It will perform well not only fitted vertically between the ceiling and the floor but also, unruly, in a horizontal arrangement.



# pixel

Classic, small square in four different thicknesses. Unlimited arrangement and colour play possibilities. A wall filled with squares of different thicknesses gives an amazing impression of spatiality.





# caro

Classic and elegant motive in a modern design. In the hands of a skilled designer, it transforms into a unique composition. It will perform well both in compact and loose arrangements.







A simple form with great potential for interesting arrangements.

Our Cube is a square cut at an angle. You can play with the 3D effect thanks to the difference in thickness of its opposite edges. It works well on wide wall surfaces where the spatial dimension effect of the panels is most impressive.



cube



# twist

The most complicated and at the same time most elegant shape in the Fluffo collection. The arrangement seems extremely light. The middle part of the panel slightly rising above the wall surface gently highlights its three-dimensional properties. Ideal design for glamour interiors.





# chevron

Very modern, bold design with striking 3D effect. Recommended for modern interiors where sharp shapes interact with straight lines. Perfect as a scattered arrangement of single, eye-catching shapes coming together in a modern design. Unconventional pattern with great potential to explore the possibilities of the Fluffo colour palette.







# • isos

Inconspicuous, and at first glance, not very obvious triangle with a "hump" in the middle, providing the possibility of creating original rosettes or wavy, horizontal arrangements. A great tool in the hands of a daring designer.





The power of simplicity. Dots is a collection of circles available in 4 thicknesses. Unlimited arrangement possibilities and the wide selection of Fluffo colours constitute a wonderful inspiration to a daring investor and designer. Even a small number of scattered Dots will add character to your interior.



dots

Not an obvious take on the oval shape. Gives the opportunity to discover strength within a simple form. With skilfully chosen colour scheme, you can achieve a glamorous design, simple and ingenious at the same time. Available in 4 thicknesses. It looks great in combination with Dots.

oblong





# oblong + dots



They are the inseparable duo in original arrangements. They fit into a square and rectangle, as well as a less obvious shape. The possibility of combining the various thicknesses gives the whole arrangement a 3D effect.







# triada

Isosceles triangle - lately a very fashionable motive  
– enabling the creation of eye-catching, colourful  
arrangements. Perfect in the form of a compact composition  
as well as a scattered arrangement. Available in 4 thicknesses.





# link 2.0

Big, thick panel, which shows its strength on vast surfaces. Also recommended as a loose arrangement of several elements creating abstract wall decoration.



Twin brother of the Pixel, but in a slightly larger version. Recommended wherever there is the intention of playing with colour and simple form. Available in 4 thicknesses. Perfect in combinations with Pixel, Line, Triada or Trinity creating eye-catching mosaics.

four



# line

Natural supplement to the Fluffo basic forms collection.  
Recommended when you want the colour to dominate.  
Available in 4 thicknesses. Great in combinations with  
Pixel and Four.







nike

Our take on the honeycomb. The panel is available in 4 thicknesses, enabling the achievement of the uneven plane effect. It will also look great in a scattered arrangement with plenty of "air" between the panels.



hexa

A classic form observed in nature. Ideal for loose arrangements adding some originality and colour to the interior. Available in 4 thicknesses. The most popular stencil in our collection.









# trinity

Rectangular triangle available in 4 thicknesses. Its strength is exposed in a compact mosaic arrangement, showing off its sharp edges and colours. Essential element in the more complex compositions with Four, Line and Pixel panels.

# line + pixel

The combination of those two shapes gives endless possibilities. With the use of those two stencils the able architect will easily conjure the cult Tetris pattern. All of the panels are available in 4 thicknesses.









Mini twin brother of the Cube. Thanks to the significant differences in thickness on a small surface, it creates a staggering 3D effect adding originality and panache to the interior. In combination with Pixel, it unlocks potential for maverick wall arrangement. Perfect for small, compact compositions.



cubic









# Free your imagination!

Most Fluffo panels were designed with the view of assembling the different stencils together. Thus, the possibilities of creating your own wall are endless. Now, you can be creative not only with colours but also with the shapes. The possibilities are endless.

# Fluffo panel match chart

	pixel	four	line	trinity	link 2.0	isos	triada	cube	cubic	nike	hexa	oblong	dots	caro	chain	chevron	bounce	flow 2.0	twist
pixel																			
four																			
line																			
trinity																			
link 2.0																			
isos																			
triada																			
cube																			
cubic																			
nike																			
hexa																			
oblong																			
dots																			
caro																			
chain																			
chevron																			
bounce																			
flow 2.0																			
twist																			

recommended
  possible



## The installation of Fluffo panels is simple, quick and clean.

You can easily do it yourself and enjoy the instant effect of your work.

The panels should be affixed to the wall using a flexible mounting adhesive with high initial bonding. A thin strip of the adhesive (about 5mm wide) should be applied to the outline of the panel, then press the panel into place. After application of the adjacent panels, you can adjust their position. You are done!

## Fluffo Fix – is foolproof. Works on all surfaces.



We recommend Fluffo Fix for mounting our Fluffo panels, it is an odourless, high initial bonding adhesive that we have tested ourselves. You can purchase the Fluffo Fix with your panel order. This adhesive has many advantages: it does not dry fast and does not shrink. It will glue the Fluffo panels to any surface, glass, plastic or hardboard included. You do not have to prepare the wall in any special way. Make sure it is smooth and free of dust. Fluffo Fix will hold our panels on the ceiling. We've tested it!



## Cleaning of Fluffo panels.

The Fluffo finish covering our panels is antistatic and does not attract dust. However, dust can still settle on them, just like on any furniture. In order to remove it, use a soft brush or a vacuum cleaner with a standard brush for upholstered furniture. To remove stubborn stains from the surface of the panel, use a soft sponge slightly moistened with diluted detergent. Should the stain penetrate the panel, remove the dirty panel and replace it with a new one.

## Strong cleaning agents disagree with Fluffo panels



Be sure not to over rub the panel surface with a wet sponge and avoid strong detergents, such as bleach or washing powder, you might cause irremovable stains on the panel surface.





Invented, designed and produced in Poland



**FLUFFO**  
fabryka miękkich ścian

Fluffo Fabryka Miękkich Ścian  
+48 502 552 392  
fluffo@fluffo.pl  
[www.fluffo.pl](http://www.fluffo.pl)