




# TacTiles®

Quick and easy modular flooring installation without glue

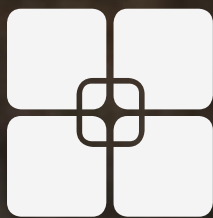
**Interface®**



At Interface we are always looking for new and smarter solutions.

Inspired by the gecko's ability to stick to surfaces, we asked ourselves:

**Do we really need glue to install Interface modular flooring?**



**TacTiles are  
our answer.**



# Innovation with a track record

---

***With over 40 million square metres installed since 2006, TacTiles are the proven glue-free way to install Interface modular flooring.***

The combination of flexibility and great environmental qualities makes TacTiles the perfect fit for our modular flooring.

TacTiles connect the tiles to each other, creating a 'floating floor' that doesn't shrink or expand. That's how we eliminate the need for glue. No damage to the subfloor and no sticky mess during the installation. In short, TacTiles make installing modular flooring easy, quick and clean.

## TacTiles facts

- 
- 75 x 75 mm clear squares
- 
- Made of PET (like soda bottles)
- 
- Box of 500 TacTiles (weight 1 kg)
- 
- Replaces traditional adhesive during installation
- 
- No drying or waiting time
- 
- Contains virtually zero VOCs
- 
- Causes no damage to the subfloor
- 
- Leaves no residue on tiles
- 
- Resistant to moisture and temperature
- 
- Makes changing and recycling easy
- 
- Have specific TacTiles suitable for Interface graphlex-backed carpet tiles or Luxury Vinyl Tiles (LVT)
-



TacTiles are the  
perfect fit for our  
modular flooring





Perfect for new  
construction as well  
as refurbishment

# Flexible by **design**

---

TacTiles can be used almost anywhere that has modular flooring. They are perfect for new construction as well as refurbishment projects, without the need to compromise on the design scheme.

TacTiles work with virtually any Interface product and installation method - with both our carpet tiles and LVT. TacTiles are perfect for both Interface module sizes, the classic 50 x 50 cm square tiles as well as our 25 x 100 cm Skinny Planks. Use TacTiles to create a smooth wall-to-wall appearance, a bold design-by-tile pattern or even a defined rug area.

# Business as usual

---

## **No mess, no odour, no downtime**

TacTiles ensure easy installation. No glue means no sticky floor and no odour. The floor can be used immediately after installation, and if needed, installation can be carried out while employees are hard at work.

## **Change is constant**

When you have new demands for your space, modular flooring is easy to remove and repurpose in different designs. TacTiles enhance this capability. Removal or replacement is quick and easy, whether you're replacing a single tile or overhauling your office. If you have a raised access floor, TacTiles make access easy and quick.





Installation can be carried  
out while employees are  
hard at work





No extra  
preparation  
needed

# Easy installation

---

TacTiles make life easy for professional installers. Conditions required are the same as for any carpet tile or LVT installation; no extra preparation of the subfloor and brush and roller are no longer needed. The small boxes of 500 TacTiles, with a weight of just 1 kg, are easy to carry, transport and store. That's a lot easier to handle than a bucket of glue.

Installation can start immediately, without the drying time required for glue. A TacTile is easily placed on the corner of a tile. Next, the adjacent tiles are connected. Replacing a tile is easy and quick as well. The TacTiles create a strong connection horizontally, but the tile is easy to remove by pulling upwards. Drop in a new tile and you're done. These small repairs can be carried out by in-house personnel. After installation, there is very little waste and no tools to clean or buckets to dispose of.





# Easy installation

---

We offer two types of TacTiles. One for use with our Graphlex-backed carpet tiles, and the other for use with our Luxury Vinyl Tiles (LVT).

Modular flooring installed with TacTiles can be used over raised access flooring, such as InterCell. Using TacTiles with raised access flooring creates a truly modular system. The flooring can easily be lifted locally, to allow for fast and simple access to floor boxes for data, power and communication connections.



TacTile for Graphlex-backed carpet tiles



TacTile for Luxury Vinyl Tiles





intercell  
made by  
Interface Europe  
31005 180

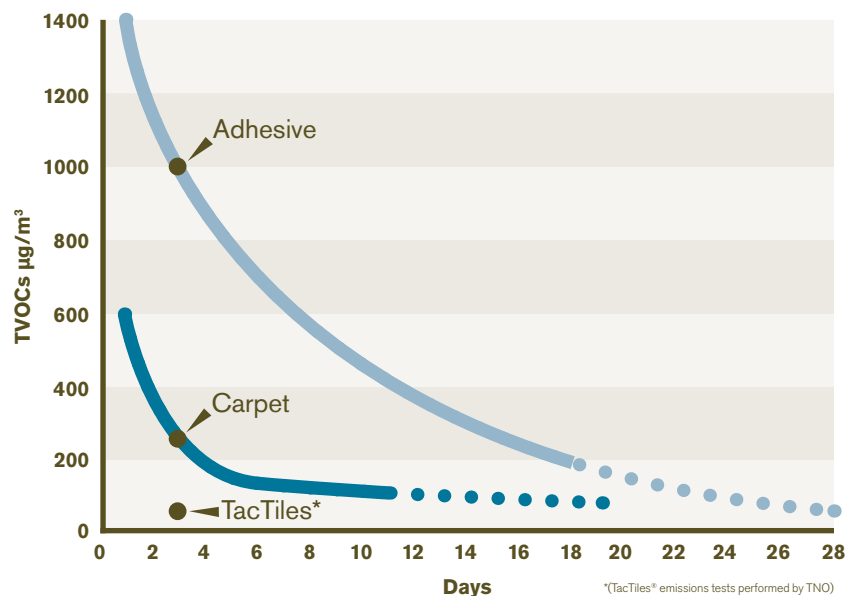


# Employee wellbeing

A healthy and stimulating environment leads to a more productive workforce. Volatile organic compounds (VOCs) are chemicals that evaporate into the air easily at room temperature. This can make them a concern for indoor air quality. Some VOCs are irritants and can result in eye, nose and throat discomfort, or headaches.

Even the lowest-emitting glues often emit more VOCs than the carpet itself. TacTiles emit virtually no VOCs, and are completely odour free. This means fewer complaints from personnel and a healthier working environment in general.

Typical Emissions Decay Curves For Adhesive and Carpet Thresholds



EC1 – “very low emissions” adhesive <http://www.emicode.de>

GUT – standard for carpet <http://www.pro-dis.info>





Virtually  
no  
VOCs





## A more **sustainable** choice

---

- TacTiles are a win-win for you as well as the environment. They're quick and easy to install and maintain.
- They emit virtually no VOCs and are made out of PET, just like soda bottles. This means they are easily recyclable.
- They save weight in shipping and don't damage the subfloor.
- TacTiles are compliant with all current green building schemes.
- Modular flooring installed with TacTiles are easy to remove, reuse or recycle. The subfloor remains clean, and the flooring has no glue residue on it. Both are ready for reuse.

TacTiles are compliant  
with all green building  
schemes



# Customer **Testimonials**

---

“ TacTiles is a very smart system that is especially useful for smaller areas, because there is no drying time and no hassle carrying buckets and containers. I often have to do the repairs or installation while people are working, and then it's a great benefit that there is no smell or off-gassing from the adhesive. People are positively surprised that they are hardly disrupted.”

**Kjetil Jacobsen,**  
**Installer,**  
**Gulveksperter,**  
**Denmark**

“ Our top priority was to keep the business running 24/7 without disruption, during the installation. We rely on this and the result was remarkably positive. Installation was quick, without any noise and odours that may occur when installing with traditional adhesive. A sustainable approach that saves us money and gives less disruption in our normal work... it was the ultimate solution for us.”

**Bo Granqvist,**  
**Management ABB Property AB,**  
**Sweden**



## Europe, Middle East & Africa

AE	+971 (0)4 8189077
AT	+43 1 8102839
BA	+387 33 522 534
BE	+32 2 475 27 27
BG	+359 2 808 303
BY	+375 17 226 75 14
CH	+41 44 913 68 00
CZ	+42 0 233 087 111
DE	+49 2151 3718 0
DK	+45 33 79 70 55
ES	+34 932 418 750
FR	+33 1 58 10 20 20
GR	+30 211 2120820
HR	+385 14 62 30 63
HU	+36 1 349 6545
IE	+353 1 679 8466
IL	+972 546602102
IT	+39 02 890 93678
KZ	+7 495 234 57 27
NL	+31 33 277 5555
ME	+381 11 414 92 00
MK	+389 2 323 01 89
NO	+47 23 12 01 70
PL	+48 500 151 101
PT	+351 217 122 740
RO	+40 21 317 12 40/42/43/44
RS	+381 11 414 92 00
RU	+7 495 234 57 27
SA	+966 500615423
SE	08-241 230
SK	+421 911 104 073
SI	+386 1 520 0500 +386 8 20 54 007
TR	+90 212 365 5506
UA	+38(044)238 27 67
UK	+44 (0)1274 698503
ZA	+27 11 6083324

