

# Bisley Industrial Storage

2019 European Edition



**BISLEY**



## About Bisley Workshop

Bisley is one of the UK's leading manufacturers of premium steel storage for the industrial workplace and one of Europe's largest and most advanced manufacturers of quality steel furniture products. Our ToolStor™ range of heavy duty workshop and tool storage provides you with a tailored and flexible solution to workplace storage.

Our technical expertise is only rivaled by the quality and skills of the more than 700 people we employ. Whether they be product designers, engineers, craftsmen or work in the business support function, our people are key to our success. We provide secure, well-paid employment and world-class training to ensure our employees are at the leading edge of the industry, constantly driving forward standards.

Bisley is proud to be a global leader in steel storage innovation and is firmly established as a pioneer in its field. We continually develop our range of products to anticipate the growing needs of the ever-changing working environment. Our aim is to provide you with a tailored and flexible industrial workplace storage solution that's right for your tools and workshop environment.

Engineers and end-users continue to specify Bisley products, reassured by our unyielding commitment to design excellence and unrivalled technical expertise.



## Contents

Standard Duty Cupboards	<b>Page 4</b>
Mini Workshop Cupboards	<b>Page 7</b>
Kitted Workshop Cupboards	<b>Page 9</b>
Workbenches	<b>Page 12</b>
Wall Cabinets	<b>Page 13</b>
Mobile Workshop Cupboards	<b>Page 15</b>
Mobile Tool Cabinets	<b>Page 17</b>
Stationary Tool Cabinets	<b>Page 20</b>

# Standard Duty Cupboards




## Standard Duty Cupboards

Standard duty cupboards in the Bisley ToolStor range are industrially manufactured workshop cupboards that come in a variety of sizes and colours. They are available with heavy duty 100kg capacity galvanised shelves and can be retrofitted with a variety of internal accessories. For 1000mm high cupboards, a variety of 40mm worktops are available.

Strong Steel Carcass



Reinforced Base



Push-to-shut Handle



Three Point Slam Bolt Lock



100kg Galvanised Shelves



Heavy duty Doors



Internal Configuration



Choice of Colours



## 750 mm(29.5") Wide Cupboards



Product code:	(78.7"H x 29.5"W x 13.7"D)	BIS404213W
Dimensions / Shelves	2000(H) x 750(W) x 350(D) / 4 x Galvanised Shelves	



Product code:	(78.7"H x 29.5"W x 21.6"D)	BIS404229W
Dimensions / Shelves	2000(H) x 750(W) x 550(D) / 4 x Galvanised Shelves	



Product code:	(39.4"H x 29.5"W x 13.7"D)	BIS404209W
Dimensions / Shelves	1000(H) x 750(W) x 350(D) / 2 x Galvanised Shelves	



Product code:	(39.4"H x 29.5"W x 21.6"D)	BIS404225W
Dimensions / Shelves	1000(H) x 750(W) x 550(D) / 4 x Galvanised Shelves	



Product code:	(39.4"H x 29.5"W x 13.7"D)	BIS404195W
Dimensions / Shelves	900(H) x 750(W) x 550(D) / 2 x Galvanised Shelves	

## 1000 mm(39.4") Wide Cupboards



Product code:	(78.7"H x 39.4"W x 13.7"D)	BIS404215W
Dimensions / Shelves	2000(H) x 1000(W) x 350(D) / 4 x Galvanised Shelves	



Product code:	(78.7"H x 39.4"W x 21.6"D)	BIS404231W
Dimensions / Shelves	2000(H) x 1000(W) x 550(D) / 4 x Galvanised Shelves	



Product code:	(35.4"H x 39.4"W x 21.6"D)	BIS404196w
Dimensions / Shelves	900(H) x 1000(W) x 550(D) / 2 x Galvanised Shelves	



Product code:	(39.4"H x 39.4"W x 21.6"D)	BIS404227W
Dimensions / Shelves	1000(H) x 1000(W) x 550(D) / 4 x Galvanised Shelves	

# Mini Workshop Cupboards




## Mini Workshop Cupboards

Mini workshop cupboards from the Bisley ToolStor range provide secure and organised workspace within a heavy duty steel cupboard. Our industrial workshop cupboards include both perforated and louvre panels, 80kg galvanised drawers and 100kg galvanised shelves. The heavy duty doors provide additional perforation storage.

Strong Steel Carcass



Reinforced Base



Push-to-shut Handle



Three Point Slam Bolt Lock



100kg Galvanised Shelves



Heavy duty Doors



Internal Configuration



Choice of Colours



## 750 mm(29.5") Wide Cupboards



Product code:	(78.7"H x 29.5"W x 21.6"D)	BIS405231W
Dimensions / Drawers	2000(H) x 750(W) x 550(D) / 1x 125mm, 1x 75mm	



Product code:	(78.7"H x 29.5"W x 21.6"D)	BIS405217W
Dimensions / Drawers	2000(H) x 750(W) x 550(D) / 3x 175mm, 2x 125mm, 2x 75mm	

## 1000 mm(39.4") Wide Cupboards



Product code:	(78.7"H x 39.4"W x 21.6"D)	BIS405259W
Dimensions / Drawers	2000(H) x 1000(W) x 550(D) / 1x 175mm	



Product code:	(78.7"H x 39.4"W x 21.6"D)	BIS405263W
Dimensions / Drawers	2000(H) x 1000(W) x 550(D) / 1x 175mm, 1x 125mm, 1x 75mm	



Product code:	(78.7"H x 39.4"W x 21.6"D)	BIS405233W
Dimensions / Drawers	2000(H) x 1000(W) x 550(D) / 1x 175mm, 10x 75mm	



Product code:	(78.7"H x 39.4"W x 21.6"D)	BIS405249W
Dimensions / Drawers	2000(H) x 1000(W) x 550(D) / 3x 175mm, 2x 125mm, 2x 75mm	



# Kitted Workshop Cupboards




## Kitted Cupboards

Kitted workshop cupboards from the Bisley ToolStor range provide secure and organised storage through 80kg capacity drawers and 100kg capacity galvanised shelves. Our kitted cupboards have a fully-welded steel carcass with 20.3mm front mouldings, a 1000kg UDL top load capacity and sit on a fully-welded reinforced base with four heavy duty adjustable feet. Our kitted workshop cupboards feature heavy duty doors that provide additional perforation storage.

Strong Steel Carcass



Reinforced Base



Push-to-shut Handle



Three Point Slam Bolt Lock



100kg Galvanised Shelves



Heavy duty Doors



Internal Configuration



Choice of Colours



## 750 mm(29.5") Wide Cupboards



Product code:	(39.4"H x 29.5"W x 21.6"D)	BIS406201W
Dimensions / Drawers	1000(H) x 750(W) x 550(D) / 1x 125mm	



Product code:	(39.4"H x 29.5"W x 21.6"D)	BIS406203W
Dimensions / Drawers	1000(H) x 750(W) x 550(D) / 1x 125mm, 1x 75mm	



Product code:	(39.4"H x 29.5"W x 21.6"D)	BIS406205W
Dimensions / Drawers	1000(H) x 750(W) x 550(D) / 1x 175mm, 1x 125mm, 1x 75mm	



Product code:	(78.7"H x 29.5"W x 21.6"D)	BIS406223W
Dimensions / Drawers	2000(H) x 750(W) x 550(D) / 1x 175mm, 3x 125mm, 6x 75mm	

## 1000 mm(39.4") Wide Cupboards



Product code:	(39.4"H x 39.4"W x 21.6"D)	BIS406207W
Dimensions / Drawers	1000(H) x 1000(W) x 550(D) / 1x 125mm	



Product code:	(39.4"H x 39.4"W x 21.6"D)	BIS406211W
Dimensions / Drawers	1000(H) x 1000(W) x 550(D) / 1x 125mm, 1x 75mm	



Product code:	(39.4"H x 39.4"W x 21.6"D)	BIS406215W
Dimensions / Drawers	1000(H) x 1000(W) x 550(D) / 1x 175mm, 1x 125mm, 1x 75mm	



Product code:	(78.7"H x 39.4"W x 21.6"D)	BIS406231W
Dimensions / Drawers	2000(H) x 1000(W) x 550(D) / 1x 175mm, 2x 125mm, 1x 75mm	



Product code:	(78.7"H x 39.4"W x 21.6"D)	BIS406235W
Dimensions / Drawers	2000(H) x 1000(W) x 550(D) / 1x 175mm, 3x 125mm, 6x 75mm	

## Heavy Duty / Mobile Workbenches



(70.8"H x 35.4"W x 33.0"D)



Heavy Duty Workbench		
Product code	Dimensions	
BIS410201W	(47.2"W x 23.6"D x 33.0"H)	1200(W) x 600(D) x 840(H)
BIS410209W	(59.0"W x 29.5"D x 33.0"H)	1500(W) x 750(D) x 840(H)
BIS410217W	(70.8"W x 35.4"D x 33.0"H)	1800(W) x 900(D) x 840(H)

Mobile Workbench		
Product code	Dimensions	
BIS610201W	(47.2"W x 23.6"D x 37.2"H)	1200(W) x 600(D) x 945(H)
BIS610209W	(59.0"W x 29.5"D x 37.2"H)	1500(W) x 750(D) x 945(H)
BIS610217W	(70.8"W x 35.4"D x 37.2"H)	1800(W) x 900(D) x 945(H)



Height Adjustable Workbench		
Product code	Dimensions	
BIS410219W	(47.2"W x 23.6"D x 33.0" - 44.8"H)	1200(W) x 600(D) x 840 - 1140(H)
BIS410227W	(59.0"W x 29.5"D x 33.0" - 44.8"H)	1500(W) x 750(D) x 840 - 1140(H)
BIS410235W	(70.8"W x 35.4"D x 33.0" - 44.8"H)	1800(W) x 900(D) x 840 - 1140(H)



Mobile Height Adjustable Workbench		
Product code	Dimensions	
BIS610219W	(47.2"W x 23.6"D x 37.2" - 49"H)	1200(W) x 600(D) x 945 - 1245(H)
BIS610227W	(59.0"W x 29.5"D x 37.2" - 49"H)	1500(W) x 750(D) x 945 - 1245(H)
BIS610235W	(70.8"W x 35.4"D x 37.2" - 49"H)	1800(W) x 900(D) x 945 - 1245(H)

# Wall Cabinets



## Wall Cabinets

Wall cabinets within the Bisley ToolStor range provide wall hung industrial storage and can be used as either a stand-alone unit or can finish off complete workshop integration. Each internal galvanised shelf is capable of holding 100kg capacity U.D.L.

Strong Steel Carcass



10 Years Guarantee



Two-Point Cam Lock



100kg Galvanised Shelves



Wall Mountable



Perforated Door Stiffener



Various Sizes



Choice of Colours





Product code: (23.6"H x 19.5"W x 13.7"D) BIS403201W  
 Dimensions 600(H) x 500(W) x 350(D)



Product code: (35.4"H x 19.5"W x 13.7"D) BIS403213W  
 Dimensions 900(H) x 500(W) x 350(D)



Product code: (23.6"H x 29.5"W x 13.7"D) BIS403203W  
 Dimensions 600(H) x 750(W) x 350(D)



Product code: (35.4"H x 29.5"W x 13.7"D) BIS403215W  
 Dimensions 900(H) x 750(W) x 350(D)



Product code: (23.6"H x 39.4"W x 13.7"D) BIS403205W  
 Dimensions 600(H) x 1000(W) x 350(D)



Product code: (35.4"H x 39.4"W x 13.7"D) BIS403217W  
 Dimensions 900(H) x 1000(W) x 350(D)

# Mobile Workshop Cupboards



## Mobile Cupboards

Mobile workshop cupboards within the Bisley ToolStor range come in a variety of sizes, colours and internal configurations. A wide aluminium push handle helps position the cabinet wherever its is needed. All mobile ToolStor cabinets have 4 x 120kg capacity industrial castors and a 4 sided steel tray top with a high grade rubber lining. Bisley TooStor mobile tool cabinets can be retrofitted with a variety of worktops and accessories.

Strong Steel Carcass



Reinforced Mobile Base & Castors



Push-to-shut Handle



Three Point Slam Bolt Lock



100kg Galvanised Shelves



Heavy duty Doors



Internal Configuration



Choice of Colours



## 750 mm Wide Cupboards



Product code: (45.2"H x 29.5"W x 21.6"D) BIS604241W  
 Dimensions 1150(H) x 750(W) x 550(D)



Product code: (45.2"H x 29.5"W x 21.6"D) BIS604283W  
 Dimensions 1150(H) x 750(W) x 550(D)

## 1000 mm Wide Cupboards



Product code: (45.2"H x 39.4"W x 21.6"D) BIS604243W  
 Dimensions 1150(H) x 1000(W) x 550(D)



Product code: (45.2"H x 39.4"W x 21.6"D) BIS604277W  
 Dimensions 1150(H) x 1000(W) x 550(D)



Product code: (45.2"H x 39.4"W x 21.6"D) BIS604293W  
 Dimensions 1150(H) x 1000(W) x 550(D)



# Mobile Tool Cabinets



## Mobile Tool Cabinets

Mobile tool cabinets within the Bisley ToolStor range come in a variety of sizes, colours and drawer configurations. A wide aluminium push handle helps position the cabinet wherever its is needed. All mobile ToolStor cabinets have 4 x 120kg capacity industrial castors and a 4 sided steel tray top with a high grade rubber lining. Bisley TooStor mobile tool cabinets can be retrofitted with a variety of worktops and accessories.

Strong Steel Carcass



Reinforced Mobile Base & Castors




Central Locking



Anti-tilt Drawer Blocking



80kg Galvanised Drawers



Anodised Aluminium Handles



Custom Configuration



Choice of Colours



## Mobile Tool Cabinets



Product code:	(29.5"H x 19.5"W x 21.6"D)	BIS600207W
Dimensions / Drawers	750(H) x 500(W) x 550(D) / 3x 175mm	



Product code:	(36.4"H x 19.5"W x 21.6"D)	BIS600221W
Dimensions / Drawers	925(H) x 500(W) x 550(D) / 2x 175mm, 1x 125mm, 3x 75mm	



Product code:	(36.4"H x 19.5"W x 21.6"D)	BIS600227W
Dimensions / Drawers	925(H) x 500(W) x 550(D) / 4x 175mm	



Product code:	(29.5"H x 29.5"W x 21.6"D)	BIS600211W
Dimensions / Drawers	750(H) x 750(W) x 550(D) / 1x 175mm, 1x 125mm, 3x 75mm	



Product code:	(29.5"H x 29.5"W x 21.6"D)	BIS600215W
Dimensions / Drawers	750(H) x 750(W) x 550(D) / 3x 175mm	

## Mobile Tool Cabinets



Product code:	(36.4"H x 29.5"W x 21.6"D)	BIS600233W
Dimensions / Drawers	925(H) x 750(W) x 550(D) / 2x 175mm, 1x 125mm, 3x 75mm	



Product code:	(36.4"H x 29.5"W x 21.6"D)	BIS600239W
Dimensions / Drawers	925(H) x 750(W) x 550(D) / 4x 175mm	



Product code:	(36.4"H x 39.4"W x 21.6"D)	BIS600245W
Dimensions / Drawers	925(H) x 1000(W) x 550(D) / 2x 175mm, 1x 125mm, 3x 75mm	



Product code:	(36.4"H x 39.4"W x 21.6"D)	BIS600251W
Dimensions / Drawers	925(H) x 1000(W) x 550(D) / 4x 175mm	

# Stationary Tool Cabinets




## Stationary Tool Cabinets

Stationary tool cabinets from the Bisley ToolStor range come in a variety of sizes, colours and drawer configurations. This makes them the best tool cabinet for creating your tailored workspace. They can be positioned wherever needed, either as a single unit, or together with other tool cabinets. All stationary tool cabinets have adjustable feet and can be fitted with a variety of worktops and retrofitted accessories.

Strong Steel Carcass



Reinforced Base




Central Locking



Anti-tilt Drawer Blocking



80kg Galvanised Drawers



Anodised Aluminium Handles



Custom Configuration



Choice of Colours



## Stationary Tool Cabinets



Product code:	(35.4"H x 29.5"W x 21.6"D)	BIS400283W
Dimensions / Drawers	900(H) x 750(W) x 550(D) / 4x 175mm, 1x125mm	



Product code:	(35.4"H x 29.5"W x 21.6"D)	BIS400281W
Dimensions / Drawers	900(H) x 750(W) x 550(D) / 6x 125mm, 1x 75mm	



Product code:	(39.4"H x 29.5"W x 21.6"D)	BIS400329W
Dimensions / Drawers	1000(H) x 750(W) x 550(D) / 3x 175mm, 2x 125mm, 2x 75mm	



Product code:	(39.4"H x 29.5"W x 21.6"D)	BIS400321W
Dimensions / Drawers	1000(H) x 750(W) x 550(D) / 1x 175mm, 3x 125mm, 5x 75mm	



Product code:	(39.4"H x 29.5"W x 21.6"D)	BIS400319W
Dimensions / Drawers	1000(H) x 750(W) x 550(D) / 2x 125mm, 9x 75mm	

## Stationary Tool Cabinets



Product code:	(30.4"H x 19.5"W x 21.6"D)	BIS400227W
Dimensions / Drawers	775(H) x 500(W) x 550(D) / 4x 175mm	



Product code:	(30.4"H x 19.5"W x 21.6"D)	BIS400221W
Dimensions / Drawers	775(H) x 500(W) x 550(D) / 2x 175mm, 1x 125mm, 3x 75mm	



Product code:	(35.4"H x 19.5"W x 21.6"D)	BIS400261W
Dimensions / Drawers	900(H) x 500(W) x 550(D) / 2x 175mm, 2x 125mm, 3x 75mm	



Product code:	(35.4"H x 19.5"W x 21.6"D)	BIS400257W
Dimensions / Drawers	900(H) x 500(W) x 550(D) / 3x 125mm, 6x 75mm	

## Stationary Tool Cabinets



Product code:	(39.4"H x 19.5"W x 21.6"D)	BIS400313W
Dimensions / Drawers	1000(H) x 500(W) x 550(D) / 3x 175mm, 2x 125mm, 2x 75mm	



Product code:	(39.4"H x 19.5"W x 21.6"D)	BIS400309W
Dimensions / Drawers	1000(H) x 500(W) x 550(D) / 1x 175mm, 6x 125mm	



Product code:	(30.5"H x 29.5"W x 21.6"D)	BIS400239W
Dimensions / Drawers	775(H) x 750(W) x 550(D) / 4x 175mm	



Product code:	(30.5"H x 29.5"W x 21.6"D)	BIS400231W
Dimensions / Drawers	775(H) x 750(W) x 550(D) / 2x 125mm, 6x 75mm	



Product code:	(30.5"H x 29.5"W x 21.6"D)	BIS400233W
Dimensions / Drawers	775(H) x 750(W) x 550(D) / 2x 175mm, 1x 125mm, 3x 75mm	

## Stationary Tool Cabinets



Product code:	(35.4"H x 39.4"W x 21.6"D)	BIS400295W
Dimensions / Drawers	900(H) x 1000(W) x 550(D) / 1x 175mm, 4x 125mm, 2x 75mm	



Product code:	(35.4"H x 39.4"W x 21.6"D)	BIS400299W
Dimensions / Drawers	900(H) x 1000(W) x 550(D) / 4x 175mm, 1x 125mm	



Product code:	(39.4"H x 39.4"W x 21.6"D)	BIS400339W
Dimensions / Drawers	1000(H) x 1000(W) x 550(D) / 5x 125mm, 4x 75mm	



Product code:	(39.4"H x 39.4"W x 21.6"D)	BIS400337W
Dimensions / Drawers	1000(H) x 1000(W) x 550(D) / 1x 175mm, 3x 125mm, 5x 75mm	





**BISLEY**