

RELIC AT WORK

Relic at Work is a co-working system derived from our current Relic design. The unique wedge shape tops are designed to allow a generous work space with a compact footprint. Adjustment between a collaborative work space and private working can be achieved with the use of the additional, magnetically attached accessories. Adding a canopy and lighting will soften the environment, with an option to also specify biophilia



Relic at Work shown with Ora and Picket Floorstanding Screen

FEATURES

Multi-functional workspace for co-working or personal use

Optional castors for mobility

Large capacity power bank with 8 UK power sockets (4 per user). Ability to extend capacity

Offset seating positions

Overhead acoustic canopy

Hanging trays for storage or plants

Wedge-shaped tops to maximise space and minimise footprint


Magnetic accessories for re-positioning



Shown with Mallet Light



Peak Light



Relic at Work Table shown with Ora Chair

STEPS TO SPECIFY


Follow our guide and customise our products to suit your space



Select Frame: Standard or Canopy, with or without Castors.

Extension Table with intermediate frame also available.

RAL metal frame finishes



Select Power: Powered or Non-powered

Relic at Work Tables can be specified with integrated power as standard.

For additional or alternative power, positioned underneath the top, please refer to our Discreet Power option on page 326.

Relic at Work Tables are supplied with 2 black felt lift-out power flaps. The cable tray and power modules are in Black finish. Additional cut-outs in cable tray for secondary power options. Other bespoke power configurations available on request.

8x UK Power - with two additional recesses for extra power



Cable Port

Available in Black

Supplied as standard with 80mm dia hole pre-drilled table top. Can be replaced by Solo Power Unit. Max 2 per table.



Select Additional Power: Add an extra 8x UK Power modules

INT-P.RAW/8UK/BK



Select Top Finish:




MFC/Laminate
top thickness 25/27mm

MFC - 25mm



Laminate Rustic - 27mm

NEW FOR 2021



① ② ③ ④ ⑤ ⑥

Select Felt Finish: (if applicable) Canopy and Desk Screen.


Felt Finishes



① ② ③ ④ ⑤ ⑥

Select Accessories: All accessories are available in Black finish only unless stated.


DESK ACCESSORIES



Magnetic Desk/Storage Planter



Magnetic Felt Screen
Available in Grey and Dark Grey



Mallet Light
See page 322 for more information



Solo Power Unit
1x UK power & 1x Twin USB Charge.
(1x Type-C & 1x Type-A)
Available in Black
Max 2 per table


CANOPY ACCESSORIES



Hanging Planter
Hooks can be removed to create a desk planter



Hanging Tray



Peak Light
See page 320 for more information



Canopy Multi-purpose Pot
Lined terracotta pot



Relic at Work shown with Relic Bench, Tippy and Bamboo



Peak Light



All versions available
with castors



Integrated cable management
with table power options

Magnetic Desk/
Storage Planter



Multiple accessories





Relic at Work Table with Canopy shown with Downtown



Relic at Work Table with Canopy shown with Peak Light, Ilk and Margin Table



Relic at Work Table with Canopy
width 1800, depth 1400, height 1980 mm

DESCRIPTION	ORDER CODE
Table	RAWTC.BK.*189.**



Relic at Work Table with Canopy on Castors
width 1800, depth 1400, height 1980 mm

DESCRIPTION	ORDER CODE
Table	RAWMTC.BK.*189.**



Relic at Work Table
width 1800, depth 1400, height 750 mm

DESCRIPTION	ORDER CODE
Table	RAWT.BK.189.**



Relic at Work Table on Castors
width 1800, depth 1400, height 750 mm

DESCRIPTION	ORDER CODE
Table	RAWMT.BK.189.**

Relic at Work Table (Extension)
width 1800, depth 1400, height 750 mm

DESCRIPTION	ORDER CODE
Extension Table	RAWT.BK.189IF.**

Relic at Work Table on Castors (Extension)
width 1800, depth 1400, height 750 mm

DESCRIPTION	ORDER CODE
Extension Table on Castors	RAWMT.BK.189IF.**

Relic at Work Accessories

DESCRIPTION	ORDER CODE
Desk Accessories	
Magnetic Storage/Planter	RAWP.BK
Magnetic Felt Screen	RAWS.BK.*
Mallet Light*	MDL.UK.BK
Solo Power Unit	SO80/1UK/TU/BK

DESCRIPTION	ORDER CODE
Canopy Accessories	
Hanging Planter	RAWDP.BK
Hanging Tray	RAWHT.BK
Peak Light*	PPL.UK.BK
Multi-purpose Pot	RAWCP.BK

*Lightbulb not supplied. Cap fitting - E17. 75W lightbulb required

To construct a run of tabletops add a standard table and the number of extension tables required to create your run of tables.
Note: The extension table cannot be used with canopy table.



Standard 1800mm Table on Castors

+



Extension 1800mm Table on Castors

=



3600mm Table on Castors run

ALTO SOFA

Deeply cushioned for maximum comfort, the Alto Sofa is available in three generous sizes. The soft shape and plush style creates a sense of residential luxury within commercial environments.



Alto Sofa Single and Two Seater shown with Wire Table, Relic Credenza and Foundry Shelves

FEATURES

Black metal feet

Extensive range of fabrics available

Pillow edge detail

Soft density foam



Alto Sofa Two Seater

STEPS TO SPECIFY

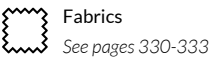
Follow our guide and customise our products to suit your space



Select Size: Single, Two or Three Seater



Select Fabric: Available in fabric bands B-I & leather 1-3



Select Accessories:



Duet Power



Cushions

Note: For more information on Accessories, see pages 292 & 327.



Alto Sofa Single Seater
width 950, depth 960, height 880, seat height 440 mm

FABRIC ORDER CODE

B	ALS1.BK/FB
C	ALS1.BK/FC
D	ALS1.BK/FD
E	ALS1.BK/FE
F	ALS1.BK/FF
G	ALS1.BK/FG
H	ALS1.BK/FH
H	ALS1.BK/FI



Alto Sofa Two Seater
width 1600, depth 960, height 880, seat height 440 mm

FABRIC ORDER CODE

B	ALS2.BK/FB
C	ALS2.BK/FC
D	ALS2.BK/FD
E	ALS2.BK/FE
F	ALS2.BK/FF
G	ALS2.BK/FG
H	ALS2.BK/FH
I	ALS2.BK/FI



Alto Sofa Single and Two Seater shown with Grow Stool and Margin Table



Alto Sofa Three Seater

width 2000, depth 960, height 880, seat height 440 mm

FABRIC ORDER CODE

B	ALS3.BK/FB
C	ALS3.BK/FC
D	ALS3.BK/FD
E	ALS3.BK/FE
F	ALS3.BK/FF
G	ALS3.BK/FG
H	ALS3.BK/FH
I	ALS3.BK/FI

KORK STOOL

This dual-purpose stool is made with 100% sustainable cork that can be used in several ways. Kork's form has been designed to enable you to sit two stools together creating a bench. It's compact design makes it a versatile mobile product, great for agile environments. Kork can be used as a side table.




Kork Stool shown with Bamboo

FEATURES

Sustainable material. 100% recyclable and carbon negative

Light weight, easy to carry and move

Dual purpose, create a bench or side table



STEPS TO SPECIFY

Follow our guide and customise our products to suit your space

1

Select Finish:

Finish

Natural
Cork



Kork Stool

width 330, depth 305, height 420 mm

FINISH

ORDER CODE

Natural Cork

KCS/NC

TIPSY STOOL

Something a little different. A lightweight metal frame allows Tippy to be picked up and moved with ease.
A comfortable fun stool that allows the user to create movement, Tippy has all the moves



FEATURES

Dynamic stool allowing users to remain active

Lightweight & easy to move

Extensive range of fabrics available

Wide range of frame RAL colours



STEPS TO SPECIFY

Follow our guide and customise our products to suit your space

1 2

Select Frame Finish: Choose from selected frame finishes

RAL metal frame finishes

NEW FOR 2021

Camomile CM 050 90 05	Terracotta TR 050 60 30	Beetroot BE/4004	Blue Grey BG 200 70 10	Mint MT 140 90 10	Clay CY/7034	Olive OL 100 40 10
-----------------------------	-------------------------------	---------------------	------------------------------	-------------------------	-----------------	--------------------------

White WH/9016	Yellow YL/1021	Mustard MD/1012	Burnt Orange BO/2001	Steel Blue SB/5023	Navy Blue NB/5011	Turquoise TQ/5018
Pastel Green PG/6027	Grey GY/7035	Dark Grey DG/7037	Anthracite AN/7024	Black BK/9005		



Tipsy Stool

diameter 435, height 515 mm

1 2

Select Seat Pad Fabric:

Available in fabric bands A-I



Fabrics

See pages 330-333



**Upholstered
Seat Pad**

FABRIC ORDER CODE

A	TIPS*/FA
B	TIPS*/FB
C	TIPS*/FC
D	TIPS*/FD
E	TIPS*/FE
F	TIPS*/FF
G	TIPS*/FG
H	TIPS*/FH
I	TIPS*/FI

VECK

Veck is a versatile, lightweight tubular framed stool, with a unique triangular punched, patterned seat - perfect for use indoors or outdoors. Available as a High, Counter-height or Low Stool with metal, wood veneer and upholstered seat pad options.



Veck Indoor Medium Stool

FEATURES

Suitable for indoor or outdoor use

Available with metal, wood and upholstered seat options

Wide choice of frame finishes available

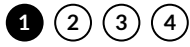
Available in 3 seat heights

Stackable up to 4 high



STEPS TO SPECIFY

Follow our guide and customise our products to suit your space



Select Seat Type: Metal, Wood or Upholstered



Metal



Wood



Upholstered



Select Height: Low, Medium or High Stool



Select Seat Finish or Fabric: (if applicable) Choose from selected finishes

Veck Indoor

Wood veneer finishes

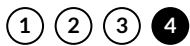


Veck Indoor Upholstered: Available in fabric bands A-I



Fabrics

See pages 330-333



Select Frame Finish: Choose from selected frame finishes

RAL metal frame finishes

NEW FOR 2021



Veck Indoor

Metal frame finishes



Clear coated
raw steel

**Veck** Low Stool

width 540, depth 560, height 555, seat height 470 mm

DESCRIPTION	ORDER CODE
Metal	VKLS/*

**Veck** Medium Stool (Counter-height)

width 540, depth 560, height 750, seat height 650 mm

DESCRIPTION	ORDER CODE
Metal	VKMS/*

**Veck** High Stool

width 540, depth 580, height 890, seat height 790 mm

DESCRIPTION	ORDER CODE
Metal	VKHS/*

**Veck Indoor** Low Stool

width 540, depth 560, height 555, seat height 470 mm

SEAT FINISH	ORDER CODE
Wood Veneer	
Natural Oak	VKILS/*OK
Black Stained Ash	VKILS/*BK

**Veck Indoor** Medium Stool (Counter-height)

width 540, depth 560, height 750, seat height 650 mm

SEAT FINISH	ORDER CODE
Wood Veneer	
Natural Oak	VKIMS/*OK
Black Stained Ash	VKIMS/*BK

**Veck Indoor** High Stool

width 540, depth 580, height 890, seat height 790 mm

SEAT FINISH	ORDER CODE
Wood Veneer	
Natural Oak	VKIHS/*OK
Black Stained Ash	VKIHS/*BK

**Veck Indoor** Upholstered Low Stool

width 540, depth 560, height 555, seat height 470 mm

FABRIC	ORDER CODE
A	VKILS/*FA
B	VKILS/*FB
C	VKILS/*FC
D	VKILS/*FD
E	VKILS/*FE
F	VKILS/*FF
G	VKILS/*FG
H	VKILS/*FH
I	VKILS/*FI

**Veck Indoor** Upholstered Medium Stool (Counter-height)

width 540, depth 560, height 750, seat height 650 mm

FABRIC	ORDER CODE
A	VKIMS/*FA
B	VKIMS/*FB
C	VKIMS/*FC
D	VKIMS/*FD
E	VKIMS/*FE
F	VKIMS/*FF
G	VKIMS/*FG
H	VKIMS/*FH
I	VKIMS/*FI

**Veck Indoor** Upholstered High Stool

width 540, depth 580, height 890, seat height 790 mm

FABRIC	ORDER CODE
A	VKIHS/*FA
B	VKIHS/*FB
C	VKIHS/*FC
D	VKIHS/*FD
E	VKIHS/*FE
F	VKIHS/*FF
G	VKIHS/*FG
H	VKIHS/*FH
I	VKIHS/*FI

ORA

Organically shaped, this compact meeting chair is both lightweight and comfortable. With a timeless form and the option of steel or timber frames. Ora is an easy way to introduce elegance into your workspace.



Ora Upholstered Swivel 4-star on castors and 4 Leg (Wooden frame)
shown with Relic at Work, Relic and Bamboo

FEATURES


Compact design

Upholstered shells

Polypropylene shells

Wide choice of frame finishes available

Castors for mobility on specific bases



Ora Upholstered Swivel
4-star on castors shown
with Osti Cloud



Ora Swivel 4-star

STEPS TO SPECIFY

Follow our guide and customise our products to suit your space

- 1
- 2
- 3
- 4

Select Seat Shell: Upholstered or Polypropylene shell



- 1
- 2
- 3
- 4

Select Frame:



- 1
- 2
- 3
- 4

Select Frame Finish: Choose from selected frame finishes

Ora Swivel 4-star

Polypropylene frame finishes



Ora 4 Leg (Wooden frame)

Wood frame finishes



Ora 4 Leg

RAL metal frame finishes

NEW FOR 2021



- 1
- 2
- 3
- 4

Select Fabric: (if applicable) Available in fabric bands B-I



Fabrics

See pages 330-333



Ora 4 Leg
width 510, depth 525, height 795,
seat height 450 mm

FINISH	ORDER CODE
RAL Frame	
White	ORSMR.* WH
Clay	ORSMR.* CY
Black	ORSMR.* BK



Ora Swivel 4-star
width 510, depth 525, height 795,
seat height 450 mm

FINISH	ORDER CODE
White	ORSPPS.BK.WH
Clay	ORSPPS.BK.CY
Black	ORSPPS.BK.BK



Ora Swivel 4-star & castors
width 510, depth 525, height 795,
seat height 450 mm

FINISH	ORDER CODE
White	ORSPP.BK.WH
Clay	ORSPP.BK.CY
Black	ORSPP.BK.BK



Ora 4 Leg (Wooden frame)
width 510, depth 525, height 795,
seat height 450 mm

FINISH	ORDER CODE
Natural Oak Black Oak	
White	ORSOOKWH ORSOBKWH
Clay	ORSOOKCY ORSOBKCY
Black	ORSOOKBK ORSOBKBK



Ora Upholstered 4 Leg
width 510, depth 525, height 795,
seat height 450 mm

FABRIC	ORDER CODE
RAL Frame	
B	ORMR.*/FB
C	ORMR.*/FC
D	ORMR.*/FD
E	ORMR.*/FE
F	ORMR.*/FF
G	ORMR.*/FG
H	ORMR.*/FH
I	ORMR.*/FI



Ora Upholstered Swivel 4-star
width 510, depth 525, height 795,
seat height 450 mm

FABRIC	ORDER CODE
B	ORPPS.BK/FB
C	ORPPS.BK/FC
D	ORPPS.BK/FD
E	ORPPS.BK/FE
F	ORPPS.BK/FF
G	ORPPS.BK/FG
H	ORPPS.BK/FH
I	ORPPS.BK/FI



**Ora Upholstered Swivel 4-star
& castors**
width 510, depth 525, height 795,
seat height 450 mm

FABRIC	ORDER CODE
B	ORPP.BK/FB
C	ORPP.BK/FC
D	ORPP.BK/FD
E	ORPP.BK/FE
F	ORPP.BK/FF
G	ORPP.BK/FG
H	ORPP.BK/FH
I	ORPP.BK/FI



Ora Upholstered 4 Leg (Wooden frame)
width 510, depth 525, height 795,
seat height 450 mm

FABRIC	ORDER CODE
Natural Oak Black Oak	
B	ORO.OK/FB ORO.BK/FB
C	ORO.OK/FC ORO.BK/FC
D	ORO.OK/FD ORO.BK/FD
E	ORO.OK/FE ORO.BK/FE
F	ORO.OK/FF ORO.BK/FF
G	ORO.OK/FG ORO.BK/FG
H	ORO.OK/FH ORO.BK/FH
I	ORO.OK/FI ORO.BK/FI

HUDDLE BAY

Huddle Bay is an open-front booth, ideal for both dining and co-working spaces.



Huddle Bay Four Seater (Media) shown with Trapeze Light

FEATURES

- Open sides for easy access
- Deep seat and back rests for lumbar support
- Integrated cutline-style top table
- Extensive range of fabrics available
- Optional power and media pack



STEPS TO SPECIFY

Follow our guide and customise our products to suit your space

- 1
- 2
- 3
- 4
- 5

Select Size: Four or Six Seater

- 1
- 2
- 3
- 4
- 5

Select Media: Media or Power only.

Huddle Bay can be specified with or without integrated media.

Monitors are not supplied by Frövi. 28 inch screen size is recommended.

Power includes:

2x UK power (in central panel) and 1x Twin USB
(1x Type-A & 1x Type-C)



Media includes:

1x UK power, 1x Twin USB (1x Type-A & 1x Type-C),
1x HDMI and 1x UK Power for monitor behind mount.



- 1
- 2
- 3
- 4
- 5

Select Feet Finish:



Chrome Feet



Black Feet

Note: Huddle Bay Four and Six Seaters are supplied with a joining screen and a White cutline edge laminate table with a black support leg.

Four Seater - 1100x 600mm. Six Seater - 1700x 600mm.

- 1
- 2
- 3
- 4
- 5

Select Fabric: Available in fabric bands B-I



Fabrics

See pages 330-333

- 1
- 2
- 3
- 4
- 5


Select Accessories:



Two-tone
fabric choice




Duet Power
(Please specify
if you would like
sofa or table
mounted power)



Cushions


For more information on Accessories, see pages 292 & 327.

**Huddle Bay** Four Seater

width 2380, depth 1260, height 1490, seat height 440 mm

FABRIC ORDER CODE

	Chrome Feet	Black Feet
B	HB4/FB	HB4BK/FB
C	HB4/FC	HB4BK/FC
D	HB4/FD	HB4BK/FD
E	HB4/FE	HB4BK/FE
F	HB4/FF	HB4BK/FF
G	HB4/FG	HB4BK/FG
H	HB4/FH	HB4BK/FH
I	HB4/FI	HB4BK/FI

**Huddle Bay** Four Seater (Power)

width 2380, depth 1260, height 1490, seat height 440 mm

FABRIC ORDER CODE

	Chrome Feet	Black Feet
B	HB4P/FB	HB4PBK/FB
C	HB4P/FC	HB4PBK/FC
D	HB4P/FD	HB4PBK/FD
E	HB4P/FE	HB4PBK/FE
F	HB4P/FF	HB4PBK/FF
G	HB4P/FG	HB4PBK/FG
H	HB4P/FH	HB4PBK/FH
I	HB4P/FI	HB4PBK/FI

**Huddle Bay** Four Seater (Media)

width 2380, depth 1260, height 1490, seat height 440 mm

FABRIC ORDER CODE


	Chrome Feet	Black Feet
B	HB4M/FB	HB4MBK/FB
C	HB4M/FC	HB4MBK/FC
D	HB4M/FD	HB4MBK/FD
E	HB4M/FE	HB4MBK/FE
F	HB4M/FF	HB4MBK/FF
G	HB4M/FG	HB4MBK/FG
H	HB4M/FH	HB4MBK/FH
I	HB4M/FI	HB4MBK/FI

**Huddle Bay** Six Seater

width 2380, depth 1860, height 1490, seat height 440 mm

FABRIC ORDER CODE


	Chrome Feet	Black Feet
B	HB6/FB	HB6BK/FB
C	HB6/FC	HB6BK/FC
D	HB6/FD	HB6BK/FD
E	HB6/FE	HB6BK/FE
F	HB6/FF	HB6BK/FF
G	HB6/FG	HB6BK/FG
H	HB6/FH	HB6BK/FH
I	HB6/FI	HB6BK/FI

**Huddle Bay** Six Seater (Power)

width 2380, depth 1860, height 1490, seat height 440 mm

FABRIC ORDER CODE

	Chrome Feet	Black Feet
B	HB6P/FB	HB6PBK/FB
C	HB6P/FC	HB6PBK/FC
D	HB6P/FD	HB6PBK/FD
E	HB6P/FE	HB6PBK/FE
F	HB6P/FF	HB6PBK/FF
G	HB6P/FG	HB6PBK/FG
H	HB6P/FH	HB6PBK/FH
I	HB6P/FI	HB6PBK/FI

**Huddle Bay** Six Seater (Media)

width 2380, depth 1860, height 1490, seat height 440 mm

FABRIC ORDER CODE

	Chrome Feet	Black Feet
B	HB6M/FB	HB6MBK/FB
C	HB6M/FC	HB6MBK/FC
D	HB6M/FD	HB6MBK/FD
E	HB6M/FE	HB6MBK/FE
F	HB6M/FF	HB6MBK/FF
G	HB6M/FG	HB6MBK/FG
H	HB6M/FH	HB6MBK/FH
I	HB6M/FI	HB6MBK/FI

Huddle Bay Power includes:

Upholstered screen with table
 Integrated power including:
 - 2x Power Sockets
 - 1x Twin USB (1x Type-A & 1x Type-C)

Huddle Bay Media includes:

Upholstered screen with table
 Monitor mount
 Integrated power including:
 - 2x Power Sockets (1 behind the screen)
 - 1x Twin USB (1x Type-A & 1x Type-C)
 - 1x HDMI

Note: Monitors are not supplied by Frövi. Recommended screen size is 28 inches.

HUDDLE WORK BOOTH

This striking addition to the Huddle range is compact and features soft cushion upholstery, generating excellent comfort. Huddle Work Booth creates a contemporary seating arrangement ideal for solo working - a perfect mobile hideaway for focused concentration.



Huddle Work Booth on Castors shown with Trapeze Light

FEATURES

Compact work booth with a number of accessories to aid solo working

Optional power module – available on fixed feet version

Optional castors

Deep foam seat and back rests for extra comfort

Effective acoustic design for noise reduction

Extensive range of fabrics with two-tone fabric option

Fixed work surface, ergonomically designed

Coat hook available as standard




STEPS TO SPECIFY

Follow our guide and customise our products to suit your space

- 1
- 2
- 3

Select Fabric: Available in fabric bands B-H

 Fabrics
See pages 330-333

- 1
- 2
- 3

Select Feet: Choose from fixed foot or rear locking castors



Chrome Feet



Black Feet



Black Castors

Huddle Work Booth is supplied as standard with a White MFC Table.

- 1
- 2
- 3

Choose Additional Accessories:



Two-tone
fabric choice



Solo Power Unit
1x UK power & 1x Twin USB Charge.
(1x Type-C & 1x Type-A)
Available in Black.



Huddle Work Booth Left-hand Single Seater
 width 942, depth 1260, height 1490, seat height 440 mm

FABRIC	ORDER CODE	
	Chrome Feet	Black Feet
B	H4LK.FB	H4LBK.FB
C	H4LK.FC	H4LBK.FC
D	H4LK.FD	H4LBK.FD
E	H4LK.FE	H4LBK.FE
F	H4LK.FF	H4LBK.FF
G	H4LK.FG	H4LBK.FG
H	H4LK.FH	H4LBK.FH
One Coat Hook supplied per Work Booth		



Huddle Work Booth Left-hand Single Seater with Solo Power
 width 942, depth 1260, height 1490, seat height 440 mm

FABRIC	ORDER CODE	
	Chrome Feet	Black Feet
B	H4LK.PFB	H4LBK.PFB
C	H4LK.PFC	H4LBK.PFC
D	H4LK.PFD	H4LBK.PFD
E	H4LK.PFE	H4LBK.PFE
F	H4LK.PFF	H4LBK.PFF
G	H4LK.PFG	H4LBK.PFG
H	H4LK.PFH	H4LBK.PFH
One Coat Hook supplied per Work Booth		



Huddle Work Booth Left-hand Single Seater on Castors
 width 942, depth 1260, height 1490, seat height 440 mm

FABRIC	ORDER CODE	
	Black Castors	
B	H4L.CAS.FB	
C	H4L.CAS.FC	
D	H4L.CAS.FD	
E	H4L.CAS.FE	
F	H4L.CAS.FF	
G	H4L.CAS.FF	
H	H4L.CAS.FH	
One Coat Hook supplied per Work Booth		



Huddle Work Booth Left-hand Single Seater on Castors with Solo Power
 width 942, depth 1260, height 1490, seat height 440 mm

FABRIC	ORDER CODE	
	Black Castors	
B	H4L.CAS.PFB	
C	H4L.CAS.PFC	
D	H4L.CAS.PFD	
E	H4L.CAS.PFE	
F	H4L.CAS.PFF	
G	H4L.CAS.PFF	
H	H4L.CAS.PFH	
One Coat Hook supplied per Work Booth		



ILK COFFEE TABLE

With a striking leg design taken from the timeless Ilk chair, this coffee table will suit any environment. Ilk Coffee Table complements both Ilk and Scandi ranges.



Ilk Round Coffee Table shown with Ilk High

FEATURES

Solid oak leg

Available in MFC & Cutline edge laminate tops

Leg frame available in 5 colours

STEPS TO SPECIFY

Follow our guide and customise our products to suit your space



Select Size



Select Top Type and Finish:

Available with MFC or Cutline edge tops,
see page 242 for finish options.



Select Frame Finish: Choose from selected finishes

Wood frame finishes

NEW FOR 2021



Ilk Coffee Table

height 390mm

TOP TYPE	SIZE (MM)	ORDER CODE
----------	-----------	------------

Round Coffee Table

MFC	600 dia	ILCTL6M:**
	800 dia	ILCTL8M:**
Cutline	600 dia	ILCTL6CL:**/*
	800 dia	ILCTL8CL:**/*

Square Coffee Table

MFC	600 x 600	ILCTL66M:**
	800 x 800	ILCTL88M:**
Cutline	600 x 600	ILCTL66CL:**/*
	800 x 800	ILCTL88CL:**/*

Rectangular Coffee Table

MFC	1000 x 600	ILCTL106M:**
	1200 x 800	ILCTL128M:**
Cutline	1000 x 600	ILCTL106CL:**/*
	1200 x 800	ILCTL128CL:**/*

OSTI CLOUD

This indoor and outdoor product is an extension of our existing Osti range with additional canopy to create a defined silhouette. The canopy incorporates separate mesh trays to allow you to accessorise with plants and lighting to create an inviting environment.



FEATURES

Designed for indoor or outdoor use

Canopy offers space for lighting, plants & decoration

UV and weather-resistant frames and surfaces

Wide choice of frame finishes available

Easy-clean design

Delivered knock down (KD) for easy install

Quick and easy to assemble

Work surface accessory available in all Frövi standard RAL colours



Osti Cloud and Work Surface shown with Ora

STEPS TO SPECIFY

Follow our guide and customise our products to suit your space

1 2

Select Frame Finish: Choose from selected frame finishes

RAL metal frame finishes

NEW FOR 2021

Camomile CM 050 90 05	Terracotta TR 050 60 30	Beetroot BE/4004	Blue Grey BG 200 70 10	Mint MT 140 90 10	Clay CY/7034	Olive OL 100 40 10
-----------------------------	-------------------------------	---------------------	------------------------------	-------------------------	-----------------	--------------------------

White WH/9016	Yellow YL/1021	Mustard MD/1012	Burnt Orange BO/2001	Steel Blue SB/5023	Navy Blue NB/5011	Turquoise TQ/5018	Pastel Green PG/6027	Grey GY/7035	Dark Grey DG/7037	Anthracite AN/7024	Black BK/9005
------------------	-------------------	--------------------	-------------------------	-----------------------	----------------------	----------------------	-------------------------	-----------------	----------------------	-----------------------	------------------


1 2

Select Accessories:



Floor fixing plate

Supplied as a set of 4 black brackets per product. Floor fixing bolts are not supplied by Frövi.



Work Surface

Available in all Frövi RAL metal finishes
500 x 346 x 37 mm



Osti Cloud

width 2000, depth 1150, height 2000, table top depth 800 mm

DESCRIPTION	ORDER CODE
-------------	------------

2000	OSCT/*208
------	-----------

Osti Accessories

DESCRIPTION	ORDER CODE
-------------	------------

Floor fixing plate set	OSFF
Sold as a set of 4 black brackets per product. Floor fixing bolts are not supplied by Frövi	
Work Surface	OWS/*



bamboo[®]

With its minimalistic design, Bamboo offers a contemporary way of zoning and organising spaces. Created as one of our most environmentally friendly products, we have used the most eco-friendly and sustainable materials. Bamboo is totally customisable and reconfigurable.



FEATURES

Bamboo is a carbon negative material and the use of bamboo products can help achieve a higher certification level for LEED and BREEAM

Configurable for any workspace

Easy and quick to assemble, supplied with tools for quick install

100% recycled nylon (PA6) connectors

Framework available in any of our RAL colours

All shelves, cupboards & lockers made from side-pressed bamboo

Felt panel for pinboard use, made from a blend of 70% recycled and 30% virgin PET

Packaging is made from 100% recyclable cardboard, made from 80% recycled material

Height adjustable feet

Mobile table for agile working

Lamp to fit any configuration

Visit bamboo.frovi.co.uk to use our online configurator.



Bamboo shown with Scandi and Margin Table



Bamboo shown with Ilk Single and Two Seater and Coffee Table





Recycled nylon
(PA6) connectors



Felt Panel



Mobile Table




Open Perspex
Back Unit

Lamp



CONFIGURE YOUR OWN DESIGN ONLINE



Use our online configurator at bamboo.frovi.co.uk to help you customise our presets or specify your own bespoke Bamboo configuration.

BASIC CONFIGURATION EXAMPLES

Visit bamboo.frovi.co.uk to configure your own



Bamboo 5 High - 1200
width 1200, depth 440, height 1875 mm

DESCRIPTION	ORDER CODE
1200mm	BAM512.ST/*



Bamboo 5 High - 1800
width 1800, depth 440, height 1875 mm

DESCRIPTION	ORDER CODE
1800mm	BAM518.ST/*



Bamboo 5 High Double Cupboard
width 1200, depth 475, height 1875 mm

DESCRIPTION	ORDER CODE
Double Cupboard	BAM512.CB2/*



Bamboo 5 High Corner (Overlapping)
width 1200, depth 1200, height 1875 mm

DESCRIPTION	ORDER CODE
Corner	BAM512.L/*



Bamboo Mobile Table
width 1200, depth 800, height 740 mm

DESCRIPTION	ORDER CODE
Table	BAM.TM/BCA/120.80/*



Bamboo Felt Panel
width 360, depth 12, height 810 mm

DESCRIPTION	ORDER CODE
Felt Panel	BAM.FP.2/GY



Bamboo Lamp
width 760, depth 300, height 735 mm

DESCRIPTION	ORDER CODE
Lamp	BAM.LUK/BK

Lightbulb not supplied.
Cap fitting - E27/ES.
75W max lightbulb required.

bamboo®

environmentally conscious

Our Bamboo range has been created by our environmentally conscious in-house design team, where possible we have opted to use the most eco-friendly and low impact materials. This year, we've taken further steps towards a more sustainable future. It starts with the launch of our Bamboo collection, a range that uses environmentally conscious materials and processes. All our shelves, cupboards, storage boxes and tabletops in the range are made from bamboo. This material is widely known for being extremely sustainable hard wood alternative - it has a negative carbon footprint!



**bamboo uses
1/3 of the water
consumption to
grow than oak**


sustainable buildings

The use of bamboo products can help achieve a higher certification level for LEED and BREEAM. It can also help achieve more points towards the building becoming WELL-aligned.



one of the fastest growing plants

It only takes a year to grow back after it's been harvested. Some species grow more than 3 feet (1 metre) each day.



**bamboo uses
no pesticides
or chemical
fertilisers**

clean air

Bamboo releases 30% more oxygen than hardwoods and it absorbs 5 times more carbon dioxide than standard trees.



low energy powder coating

Our specially designed powder coatings are cured at lower oven temperatures, which reduces energy usage and waste generation, lowering our overall carbon footprint.



anti-bacterial

Bamboo has the ability to withstand and kill bacteria. It is also very easy to clean.

PICKET SCREEN

Picket is a design-led screen system created for flexibility and made from Safe Felt, Frövi's anti-microbial material. Due to its strong but lightweight structure, Picket allows you to define and re-define your space. Endless formations are possible, ranging from freestanding screens to work booths.



Picket Floorstanding Screen 2400 and Screen with Work Surface

FEATURES

Flexible felt system that can be defined and re-defined

Generous screened work surfaces available in White and Rustic Oak MFC

Acoustic properties

Co-ordinated colour options on felt and framework

Manufactured from 66% recycled/anti-microbial PET



STEPS TO SPECIFY

Follow our guide and customise our products to suit your space

- 1
- 2
- 3

Select Format: Screen, Floorstanding Screen or Floorstanding Screen with Work Surface

- 1
- 2
- 3

Select Finishes:

The Picket Screen **Safe Felt** finish has been protected with anti-microbial properties.

Desk Screen Finishes

Anti-microbial felt finishes



Desk Screen Bracket Finish

RAL metal frame finish



Floorstanding Felt and Foot Finish

Co-ordinating RAL metal frame finishes & anti-microbial felt finishes



- 1
- 2
- 3

Select Accessories: Floorstanding Screen only



Work Surface
MFC Standard - 25mm

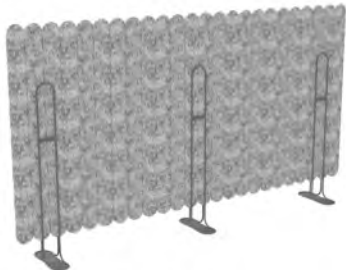


Power Unit in Work Surface
2x UK power & 1x Twin USB Charge.
(1x Type-C & 1x Type-A)
Available in Black



Picket Screen - shown on Relic
width 2400, depth 12, height 600 mm

DESCRIPTION	ORDER CODE
Single Screen - 2400mm	PKT.WH.246.*
Supplied with 4 screen brackets and 8 fixing pads per screen	
Extra Screen Brackets	PKTSBS.WH
Sold as a pair	



Picket Floorstanding Screen
depth 330, height 1340 mm

DESCRIPTION	ORDER CODE
Single Screen - 1200mm	PKTFS.*.12.*
Supplied with 2 supporting feet	
Single Screen - 2400mm	PKTFS.*.24.*
Supplied with 3 supporting feet	



The Picket Screen can be set into multiple different configurations to fit with your existing layout.



Picket Floorstanding Screen with Work Surface
width 1200, depth 1025, height 1340, desk height 735 mm

DESCRIPTION	ORDER CODE
MFC	Screen & Work Surface
White top	PKTFSD.WH.12.*
Rustic Oak top	PKTFSD.ROK.12.*
Supplied with 3 supporting feet	



Picket Floorstanding Screen with Work Surface & Power
width 1200, depth 1025, height 1340, desk height 735 mm

DESCRIPTION	ORDER CODE
MFC	Screen, Work Surface & Power
White top	PKTFSD.PWH.12.*
Rustic Oak top	PKTFSD.PROK.12.*
Supplied with 3 supporting feet	

TASK LIGHT

Attractive, sleek design that can be attached to any work surface. Create your own ambience with three light modes. Task Light is designed to fit any table surface.



FEATURES

LED task light in Black

Features 3 light modes - Cool white, natural white and warm white

Efficient LED light source

Suitable for any collaboration table (except Block)

Available in two lengths

Can be easily retrofitted

Quick and simple plug and play installation



TASK LIGHT STANDARD SIZES COMPATIBILITY

TABLE TOP LENGTH (MM)	RELIC	SLENDRA	JIG SOCIAL	TABLE TOP LENGTH (MM)	BLOCK STEEL	BLOCK STEEL
					Table	Poseur
1400	Small	-	-	All lengths	Medium	-
1600	Small	-	-	1900	-	Medium
1800	Medium	Small	Medium	2300	-	2x Small
2100	Medium	Medium	Medium			
2350	Medium	-	-			
2400	Medium	Medium	Medium			
3000 (1-piece)	Special*	-	Special			
3000 (2-piece)	2x Small	-	-			
3100	2x Small	-	-			
3200	2x Small	-	2x Medium			
3600 (1-piece)	2x Medium	Special*	2x Medium			
3600 (4-piece)	2x Medium	-	-			
3800	2x Medium	-	-			
4200	2x Medium	-	2x Medium			
4800	2x Medium	-	-			
5200	2x Medium	-	2x Medium			
5400	1x Medium & 2x Small	-	-			
6000	3x Medium	-	3x Medium			
6300	1x Small & 2x Medium	-	-			

Task Light

LED 6000 / 4000 / 3000K

height from table 360 mm

DESCRIPTION	SIZE (MM)	WATTAGE	ORDER CODE
Length			
Small	1100	3W	TSK.110.UK.BK
Medium	1580	3W	TSK.158.UK.BK

Power to be disconnected before moving when fitted to mobile tables.

*Speak to the sales office for further information

PEAK LIGHT

With its unique design, this pendant light adds an ambient warmth to any environment. Originally designed for use with the Relic at Work range, Peak also complements the Relic Cloud and Osti Cloud products perfectly.



Peak Light shown
with Relic at Work

FEATURES

Plug and play
 Black steel hood
 Glass spherical orb
 Flex length - 3m



Peak Light

width 240, depth 140, height 150, cable length 3000 mm

*Lightbulb not supplied.
 Cap fitting - E17.
 75W max lightbulb required.*

DESCRIPTION	ORDER CODE
Peak Light	PPL.UK.BK

MALLET LIGHT

Inspired by the traditional masons mallet, this light brings a warm ambience to your work space.



Mallet Light shown with Relic at Work

FEATURES

- Designed to be fitted to Relic at Work tables or can be used with a freestanding base
- Plug and play
- Integrated on/off switch

STEPS TO SPECIFY

Follow our guide and customise our products to suit your space

1

Select Format: Freestanding or fitted to Relic at Work.
Supplied with both fittings.



Freestanding



Fitted



Mallet Light
width 150, depth 150, height 290, base width 100 mm 75W max lightbulb required.

Lightbulb not supplied.
Cap fitting - E17.

DESCRIPTION	ORDER CODE
Mallet Light	MDL.UK.BK

TRAPEZE LIGHT

The Trapeze Light has been designed to illuminate specific zones within your space. Crafted from recycled felt in four neutral colours and two shapes.



Trapeze Light Square shown with Bamboo

FEATURES

- Made from one piece of PET felt that is manufactured from 66% recycled material (recycled plastic bottles)
- Available in 2 shapes – Square & Rectangular
- Available in 4 felt colours
- Adds acoustic benefit
- Lamp holder takes a E27 Bulb (not supplied)
- Flex length - 2m

STEPS TO SPECIFY

Follow our guide and customise our products to suit your space



Select Format: Square or Rectangle



Select Finish:

Felt Finishes

Camel
C

Camel Fleck
CF

Grey
GY

Dark Grey
DG



Trapeze Light Square
width 550, depth 550, height 450, flex length 2000 mm

DESCRIPTION	ORDER CODE
Camel	FLT.SHS.CY
Camel Fleck	FLT.SHS.CF
Grey	FLT.SHS.GY
Dark Grey	FLT.SHS.DG



Trapeze Light Rectangle
width 1090, depth 550, height 450, flex length 2000 mm

DESCRIPTION	ORDER CODE
Camel	FLT.SHR.CY
Camel Fleck	FLT.SHR.CF
Grey	FLT.SHR.GY
Dark Grey	FLT.SHR.DG

Cap fitting - E27/ES. Max 15W LED lightbulb required. No incandescent bulbs to be used.